

Other models in this range:  
 MF 46 - MF 47 - MF 56  
 MF 58 Split - MF 59 Split - MF 68 Split  
 MF 69 Split - MF 86 - MF 88 Split

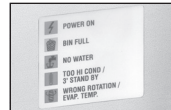
## Modular Super-Flake Ice Machine up to 1220 Kg



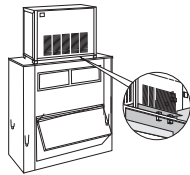
Optional Remote Condenser



Stainless Steel



Electronic Controls



MF 66+UBH1600 (sold separately)



MF 66+RBCSTAND (sold separately)



MF 66+UBH1100 (sold separately)



MF 66+UBH1600 (sold separately)



MF 66+UBH2250 (sold separately)



MF 66+SIS1350 (sold separately)



MF 66+ITS2250 (sold separately)



### Features

- Modular Superflake ice machine, production up to 1,220 kg in 24 hours
- Hermetic compressor.
- Choice of air, water or remote air-cooled condensers.
- Stainless steel auger and freezing cylinder (evaporator)
- Equipped with an electronic control board
- Ice breaker made in specially strengthened alloy, allowing for greater extrusion pressure to deliver a dryer-quality of ice (85% dry).
- Long-lasting stainless steel ball-bearings.
- Double protection - electronic rotation sensor and drive coupling - on gear motor and gear reducer
- Low- water sensor protection on refrigeration and gear motor system
- Optical ice level sensor for machine shut down.
- Stainless steel side panels in scotch-brite finish, with rounded corners for enhanced ease of cleaning and aesthetics.
- Side panels are removable on all four sides to ease maintenance and after-sales service operations.
- PS plastic top cover.
- Reduced height to ease installation.
- CFC Free R-404A Refrigerant.

### Optional Features (special order):

- UV lamp for bacterial control.
- Anti-scale, anti-algae water filtration system.
- KITCONVMF4656 ice chute cm.150; KICMAREXT0001 ice chute cm. 90
- Infrared ice sensor
- ON/OFF/24h manual switch
- KITTIMERSET01 weekly timer

### MF 66 Technologies



|           | +C°<br>-C° | 24h               |                    | 24h               |                    | W<br>D<br>H<br>[WxDxH mm]<br>1065x698x850 |
|-----------|------------|-------------------|--------------------|-------------------|--------------------|---|
|           |            | 10°: 10°C<br>[kg] | 21°: 15°C<br>[lbs] | 10°: 10°C<br>[kg] | 21°: 15°C<br>[lbs] |   |
| MF 66 AS  |            | 1150              | 2535               | 1020              | 2249               | [WxDxH inches]<br>4115/16"x271/2"x337/16" |
| MF 66 ASR |            | 1150              | 2535               | 1020              | 2249               |   |
| MF66 WS   |            | 1220              | 2690               | 1170              | 2579               |   |

[v/Hz/ph]  
 400/50/3N

R 404 A



Super-flake ice, extruded just below 0° Celsius, retains only 15-18% of residual water, making it relatively dry and compact.

Residual water content 15%

This product qualifies for the following listings:



**2** Years Warranty

Subject to certain limitations and exclusions

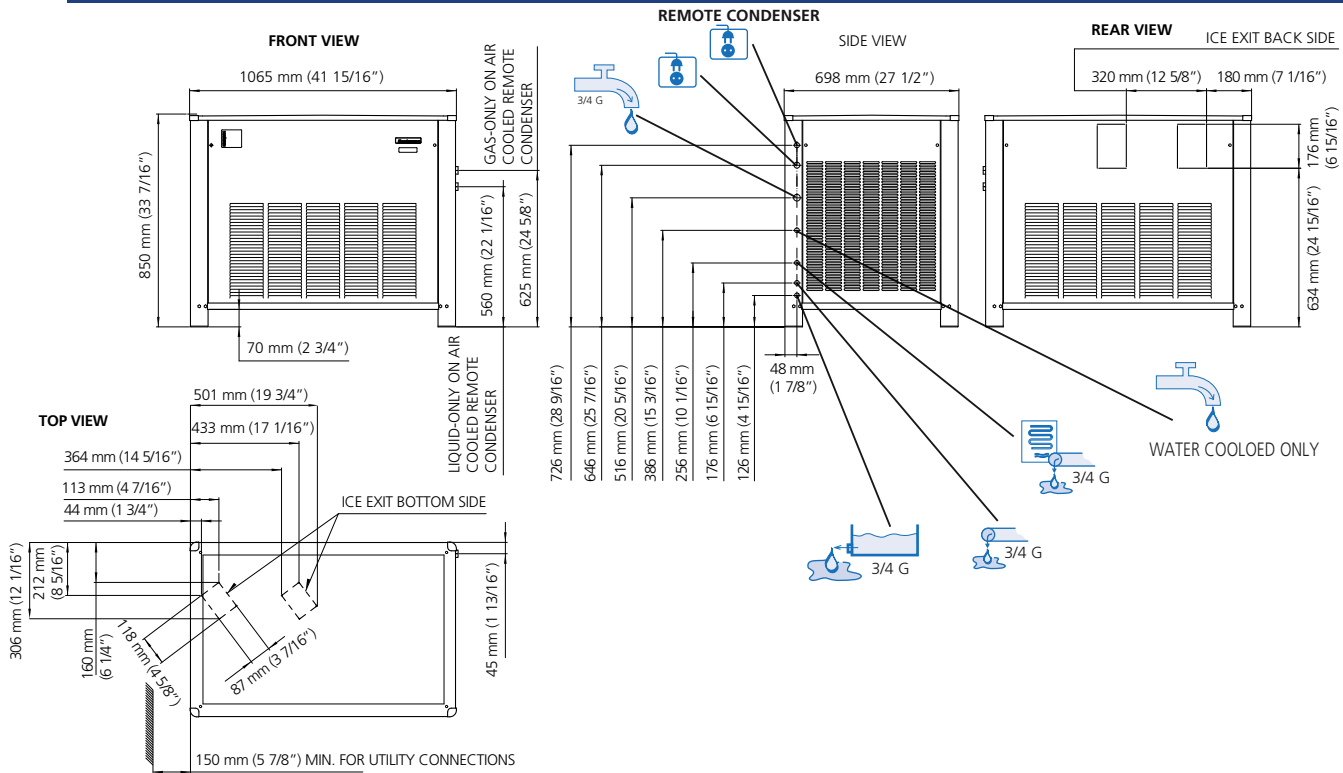
Certified ISO 9001

[www.scotsman-ice.it](http://www.scotsman-ice.it)  
[www.scotsman-ice.com](http://www.scotsman-ice.com)

Models and specifications are subject to change without notice.

Other models in this range:  
 MF 46 - MF 47 - MF 56  
 MF 58 Split - MF 59 Split - MF 68 Split  
 MF 69 Split - MF 86 - MF 88 Split

## Modular Super-Flake Ice Machine up to 1220 Kg



**MF 66 AIR**

| °C \ °F | °C   |      |      |      | kg  |
|---------|------|------|------|------|-----|
|         | 50°  | 60°  | 70°  | 90°  |     |
| 10°     | 1150 | 1100 | 1050 | 950  | kg  |
| 50°     | 2535 | 2425 | 2315 | 2094 | lbs |
| 21°     | 1070 | 1020 | 970  | 870  | kg  |
| 70°     | 2359 | 2249 | 2138 | 1918 | lbs |
| 32°     | 970  | 920  | 870  | 770  | kg  |
| 90°     | 2138 | 2028 | 1918 | 1698 | lbs |
| 38°     | 920  | 870  | 820  | 720  | kg  |
| 100     | 2028 | 1918 | 1808 | 1588 | lbs |

24h

**MF 66 WATER**

| °C \ °F | °C   |      |      |      | kg  |
|---------|------|------|------|------|-----|
|         | 50°  | 60°  | 70°  | 90°  |     |
| 10-38°  | 1220 | 1170 | 1100 | 900  | kg  |
| 50-100° | 2690 | 2579 | 2425 | 1984 | lbs |

24h

| Minimum     |            | Maximum         |                 |
|-------------|------------|-----------------|-----------------|
| 10°C (50°F) | 5°C (41°F) | 40°C (104°F)    | 35°C (95°F)     |
| -10%        | +10%       | 1 BAR<br>14 psi | 5 BAR<br>70 psi |

|           | +C°<br>-C° | [Btu/h] [W] | [Ømm²] | [W]  | FUSE | [kWh] - 100 Kg | [l/h]   | 32°C<br>90°F<br>21°C<br>70°F | [kg] [lbs] | [kg] [lbs] |
|-----------|------------|-------------|--------|------|------|----------------|---------|------------------------------|------------|------------|
| MF 66 AS  |            | 10690 3135  | 5x2.5  | 3600 | 16 A | 9,20           | 36 9,5  | 179 394                      | 198 436    |            |
| MF ASR 66 |            | 10690 3135  | 5x2.5  | 3600 | 16 A | 9,20           | 36 9,5  | 160 352                      | 179 394    |            |
| MF 66 WS  |            | 10690 3135  | 5x2.5  | 3600 | 16 A | 7,30           | 416 110 | 179 394                      | 198 436    |            |

**IMPORTANT NOTICE:**  
 Models and specifications are subject to change without notice.  
 This spec sheet is meant for commercial purpose only.  
 For technical documentation please refer to our service manuals.

[www.scotsman-ice.it](http://www.scotsman-ice.it)  
[www.scotsman-ice.com](http://www.scotsman-ice.com)